

GSB (Ground Stack Board)

A choice of different boards is available for different stack configurations. These are all made from 18mm Finnish Birch Ply and finished with Funktion One violet paint.

GSM-Clamp

Clamps slide onto the underside of the board and are used to secure the board to the rear of the bass (these spring against the clasps used on the front). For permanent installations, they can be bolted to the dedicated T-Nuts on the rear of the bass, although this is not necessary for touring use. Most ground stack boards have alternative routed rear positions to appropriately locate the clamps to the depth of different models of Funktion One bass.

GSM-Clasp

'S-Profile' clasps slide onto underside of Ground Stack Board and hook round top front edge of bass enclosure. Two of the same clasps are used the other way up to hold the lower front edge of each R4/5 in place (these can be slid into position once the board has been attached to the bass)

GSS-Bass

Once the board is located and secure with the Clasps and Clamps fitted to the underside, the GSS-Bass Strap is added. The ratchet strap is terminated with metal ovals which locate in the lowest bass handles on either side of the stack. Once tight, the strap secures the bass enclosures and board together.

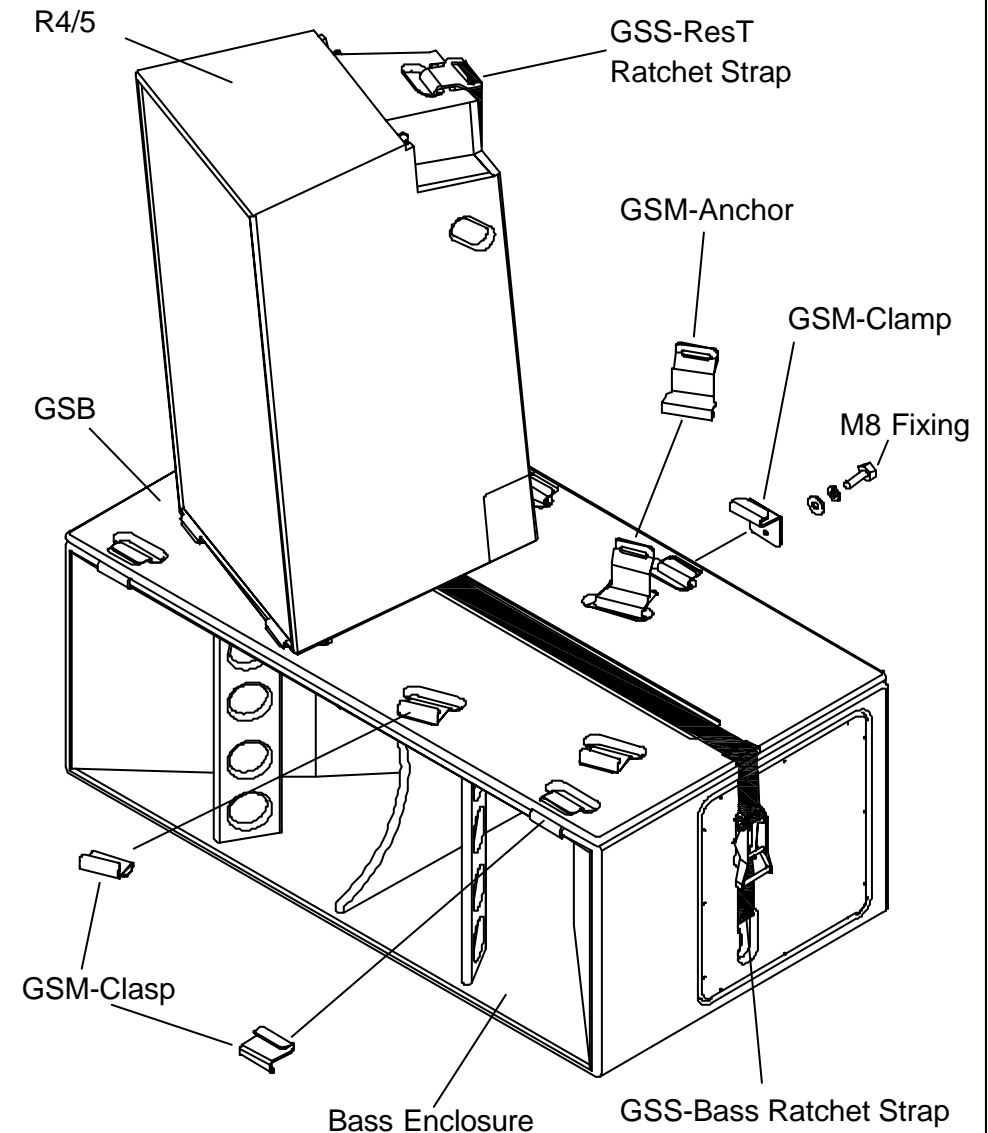
GSM-Anchor

The anchor is used with Touring enclosures only and provides a location for the built in "biscomatic" tongue to set the downward tilt angle. Two rows of Touring enclosures can be used with the board system, using the integral linking system. A **GSS-ResT** strap is required for each anchor position (see next sheet).

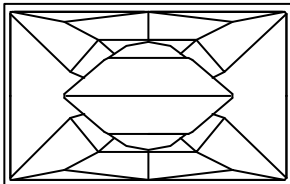
GSM-Anchor E (not pictured)

Originally designed for use with the Resolution E enclosures, which do not have the built in "biscomatic", the E-Anchor facilitates external downward tilt angle adjustment. The rear of the enclosure rests on a captive block which can easily be moved to different heights for different downward angles. Please note, only one row of E enclosures can be deployed in this way. A **GSS-ResE** strap is required for each anchor position (see next sheet). The E-Anchor also presents an alternative choice for touring enclosure users and facilitates more declination than with the GSM-Anchor described above (in this case, GSS-ResT straps would be used).

All dimensions in mm and inches



Copyright Funktion-One Research Ltd



FUNKTION-ONE

Hoyle, Horsham Road, Beare Green, Dorking, Surrey, RH5 4PS, England

Phone: +44 (0)1306 712820

Fax: +44 (0)1306 711240



mail@funktion-one.com

www.funktion-one.com

Accessories for: Ground Stack System

Ground Stack assembly 1

Boards available for many combinations of R4s or R5s with different bass enclosures

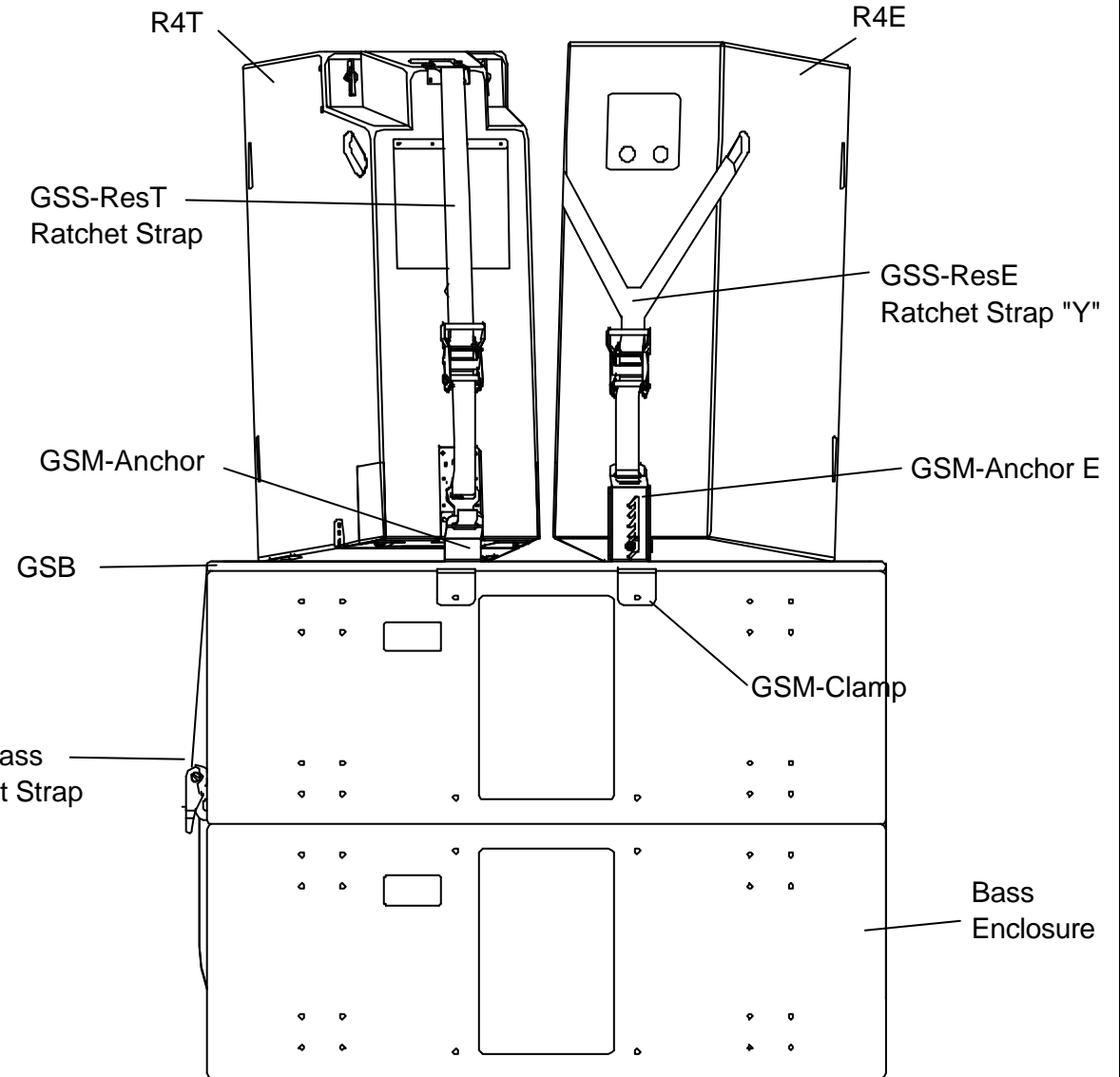
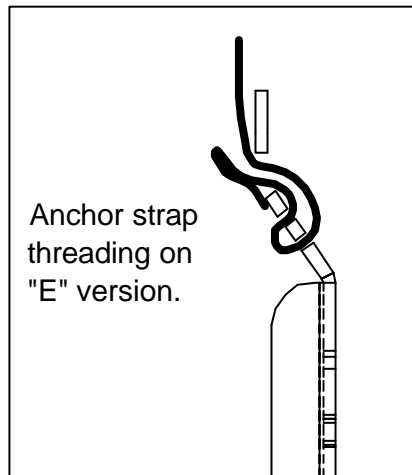
R4/5 E:

The lower end of the ResE Y-strap (**GSS-ResE**) is threaded to the E-Anchor and once threaded can be left attached (see diagram below). The upper ends are secured by metal ovals that locate in the side handles. The indexed block in the E-Anchor sets the declination of the enclosure. The strap is tightened just sufficiently to secure the R4/5 E. Note, only one row of E enclosures can be used in this way.

R4/5 T:

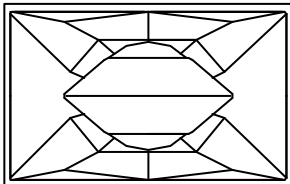
The ResT strap (**GSS-ResT**) has a hook at each end and runs from the handle in the top of the touring enclosure to the slot present in either type of anchor. This strap is long enough for three vertically liked touring enclosures, although in normal use we advise a maximum of two rows. The E-Anchor provides greater declination than the touring anchor.

Download the Tilt Strap PDF for more details of straps



All dimensions in mm and inches

Copyright Funktion-One Research Ltd



FUNKTION-ONE

Hoyle, Horsham Road, Beare Green, Dorking, Surrey, RH5 4PS, England

Phone: +44 (0)1306 712820

Fax: +44 (0)1306 711240



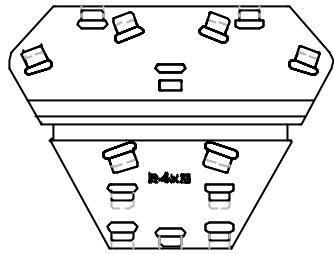
mail@funktion-one.com

www.funktion-one.com

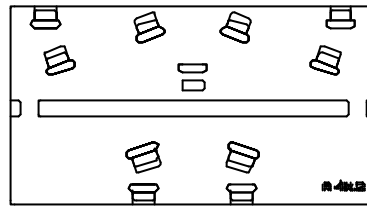
Accessories for: Ground Stack System

Ground Stck Assembly 2

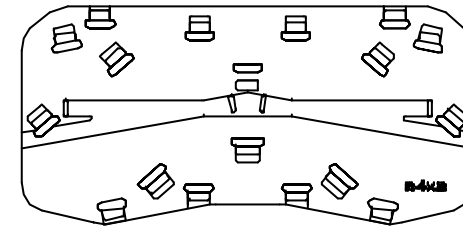
Boards available for many combinations of R4s or R5s with different bass enclosures



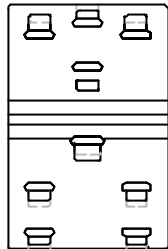
GSB-A For 2 R4
on F121, F221 or F218



GSB-B For 2 wide R4
on F218



GSB-C For 3 wide R4
on 1 or 2 wide F218



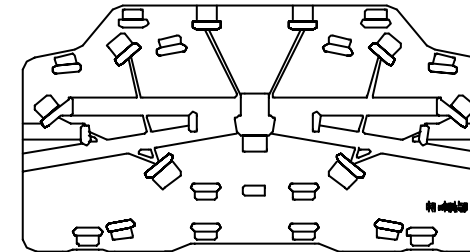
GSB-E For 1 R4 or R5
on F121, F221 or F218

Boards for R4 Touring and E series.

Note: Ground Stack boards are subject to continual development and expansion of configurations

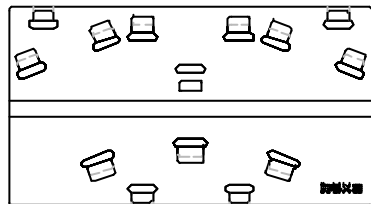
R4 Ground Stack boards provide an optimised and fixed horizontal array angle of 40° between adjacent enclosures.

R5 Ground Stack boards provide an optimised and fixed horizontal array angle of 20° between adjacent enclosures.

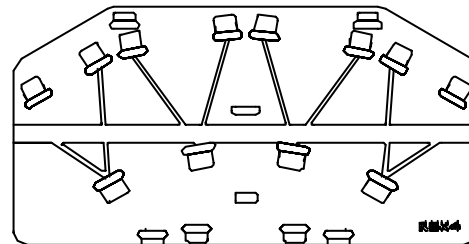


GSB-H For 3 wide R4
on 1 wide F221, 2 wide F121,
1 or 2 wide F218

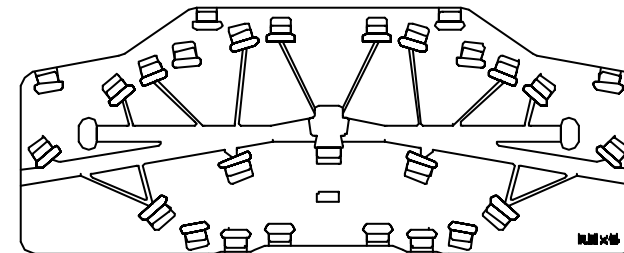
Boards for R5 Touring and E series.



GSB-D For 3 wide R5
on F218



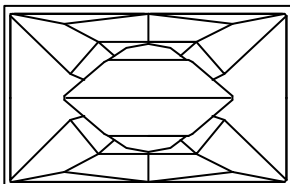
GSB-F For 4 wide R5
on 1 wide F221 or 2 wide F121



GSB-G For 5 wide R5
on 1 wide F221 or 2 wide F121 or F218

All dimensions in mm and inches

Copyright Funktion-One Research Ltd



FUNKTION-ONE

Hoyle, Horsham Road, Beare Green, Dorking, Surrey, RH5 4PS, England

Phone: +44 (0)1306 712820

Fax: +44 (0)1306 711240



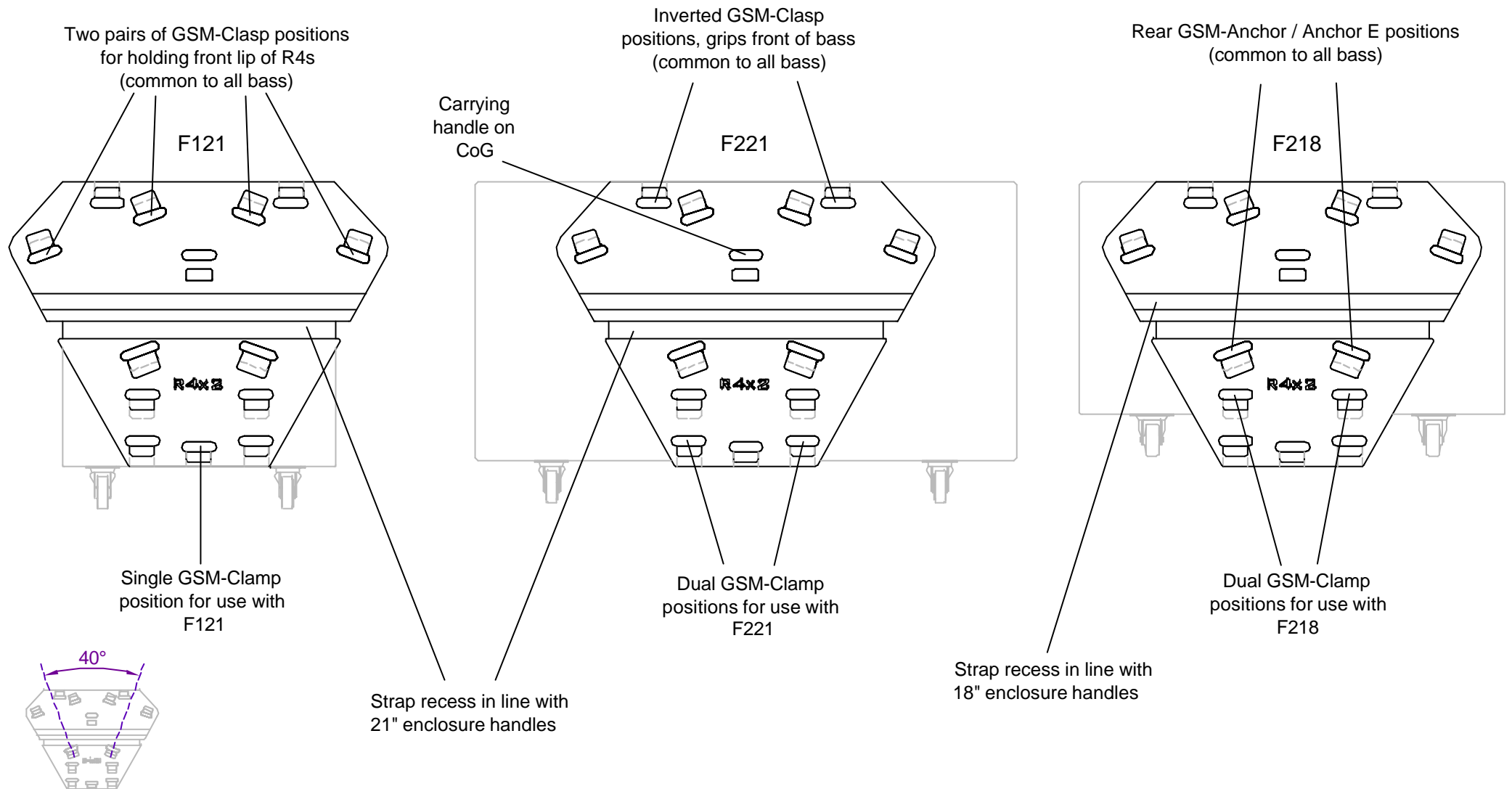
mail@funktion-one.com

www.funktion-one.com

Accessories for: Ground Stack System - Boards

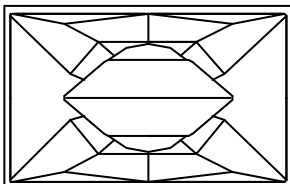
GSB-A; GSB-B;
GSB-C; GSB-D;
GSB-E; GSB-F;
GSB-G; GSB-H.

GSB-A two wide Resolution 4 board can be used with different bass enclosures as shown



All dimensions in mm and inches

Copyright Funktion-One Research Ltd



FUNKTION-ONE

Hoyle, Horsham Road, Beare Green, Dorking, Surrey, RH5 4PS, England

Phone: +44 (0)1306 712820

Fax: +44 (0)1306 711240



mail@funktion-one.com

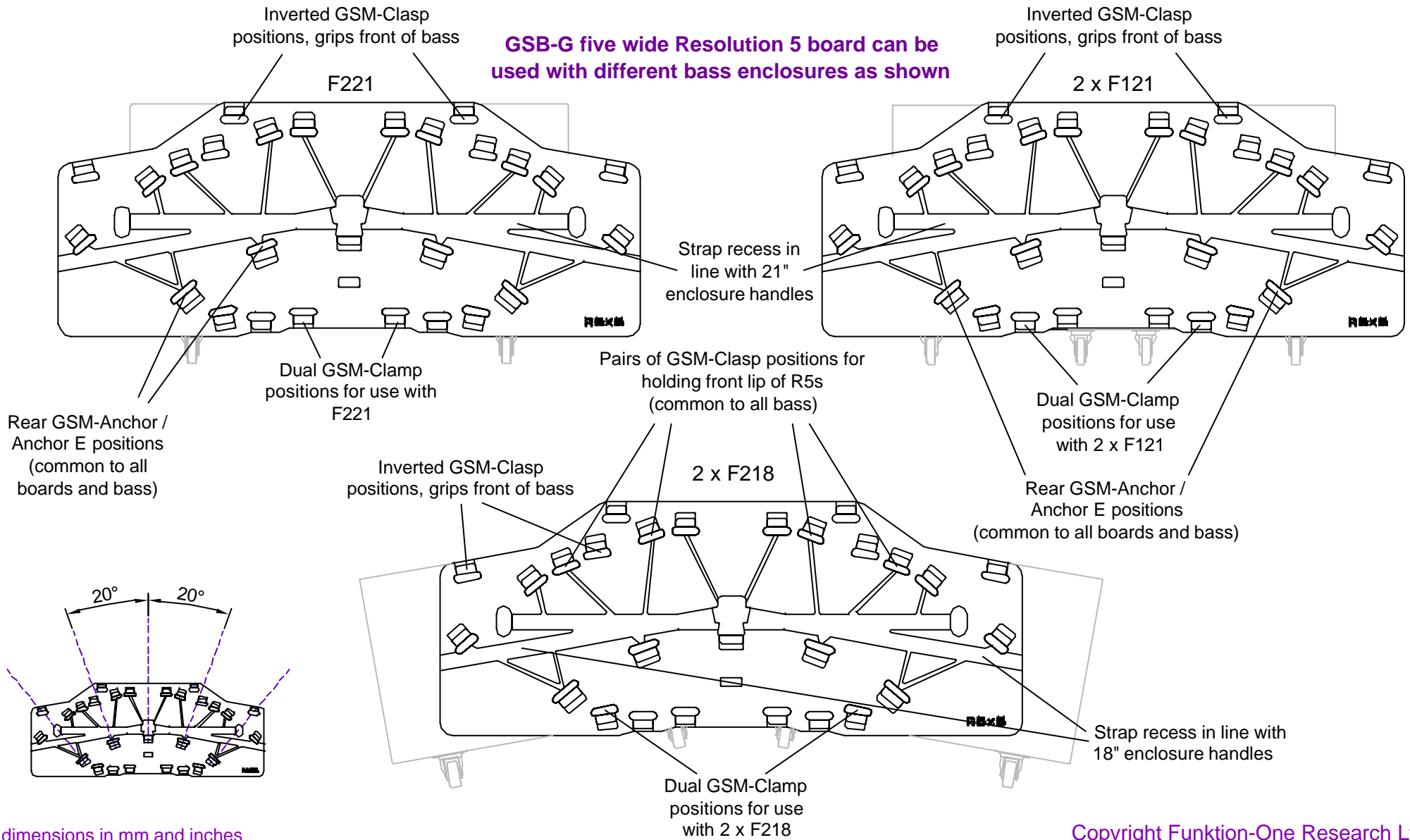
www.funktion-one.com

Accessories for: Ground Stack System

GSB-A on F121, F221 & F218

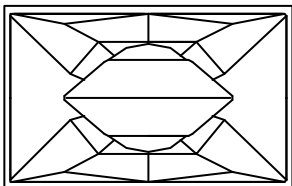
2 wide Resolution 4s

GSB-G five wide Resolution 5 board can be used with different bass enclosures as shown



All dimensions in mm and inches

Copyright Funktion-One Research Ltd



FUNKTION-ONE

Hoyle, Horsham Road, Beare Green, Dorking, Surrey, RH5 4PS, England

Phone: +44 (0)1306 712820

Fax: +44 (0)1306 711240

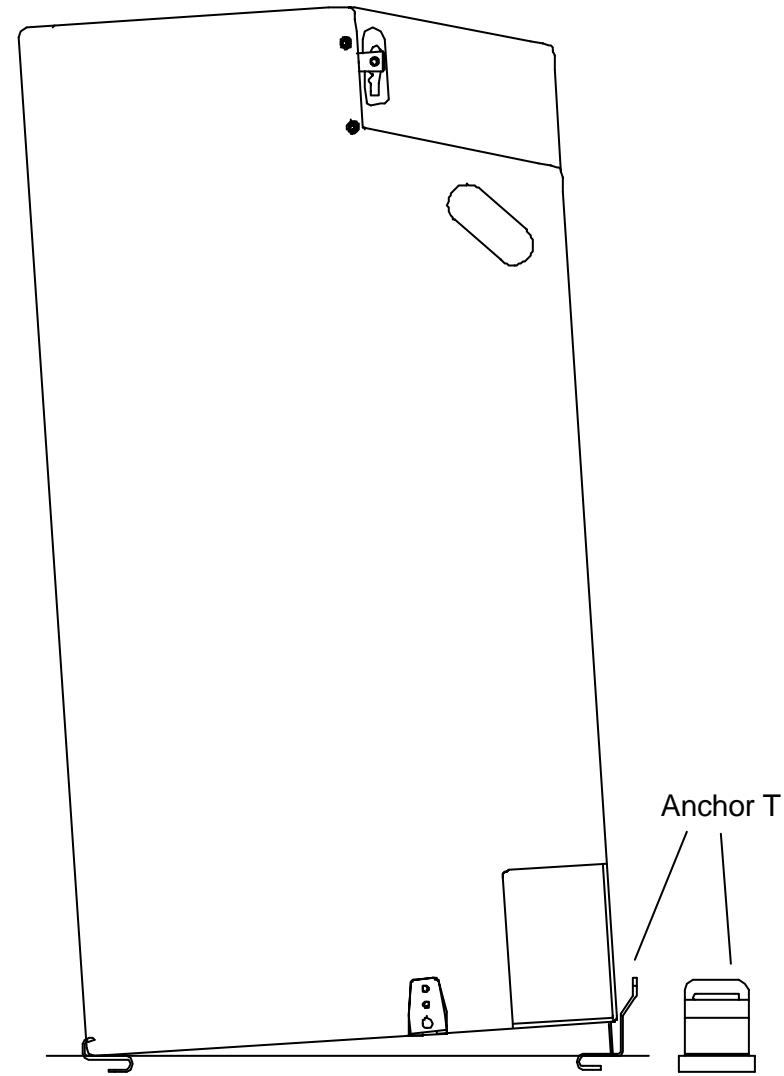
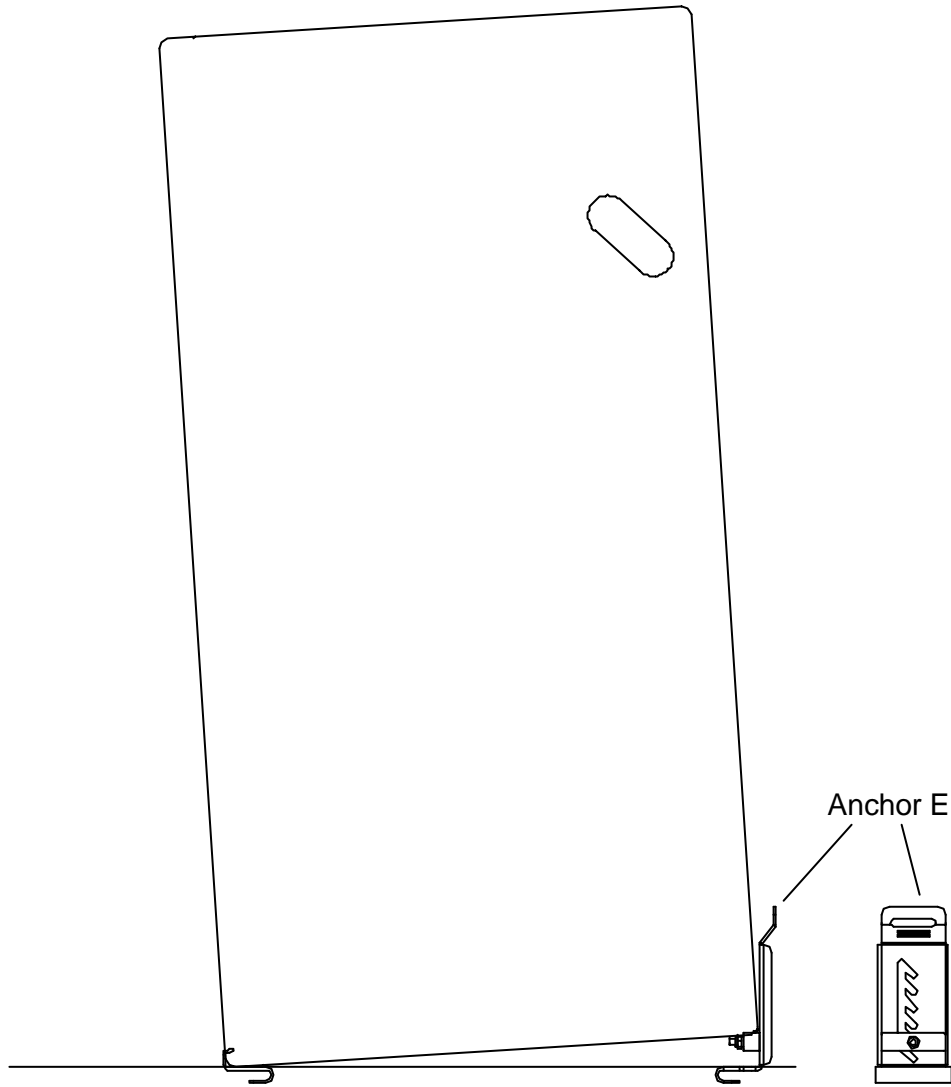


mail@funktion-one.com

www.funktion-one.com

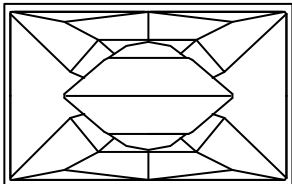
Accessories for: Ground Stack System

GSB-G on F218s, F221 & F121s
5 wide Resolution 5s



All dimensions in mm and inches

Copyright Funktion-One Research Ltd



FUNKTION-ONE

Hoyle, Horsham Road, Beare Green, Dorking, Surrey, RH5 4PS, England

Phone: +44 (0)1306 712820

Fax: +44 (0)1306 711240



mail@funktion-one.com

www.funktion-one.com

Accessories for: Ground Stack System - Anchor Plates

The E-Anchor can be used with both E and Touring enclosures, providing adjustable declination as shown.

It has a slot at the top for use with touring strap hook and two additional slots to weave the E tilt strap into securely, examples can be seen on the Ground Stack Assembly assembly page.